



# Nicole Collection

3 seater sofa shown in Titus Truffle (Cover 1).

Colours represented are to be used as a guide only, colour shadings can vary slightly from each roll of fabric. Please refer to manufacturers swatch for more colour options.

**Extra Flex<sup>+</sup>**  
Soft, Supportive Seating

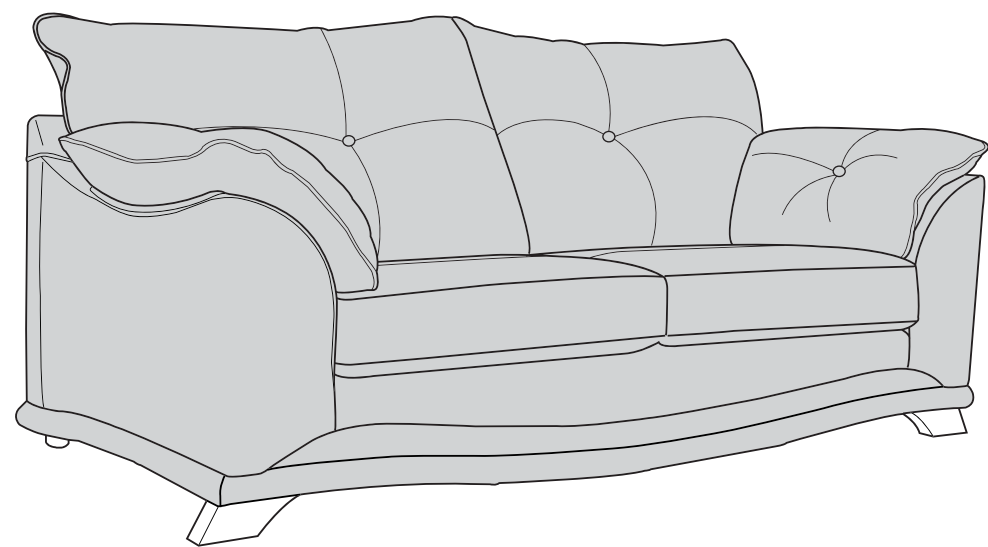
02/07/2025

# NICOLE COVER GUIDE: STANDARD BACK ONLY


Please use this guide when ordering the following pieces to clarify cover options.

## STANDARD BACK


3 Seater Sofa (3ST)



2 Seater Sofa (2ST)



Arm Chair (1ST)



MANUFACTURER MEMBER



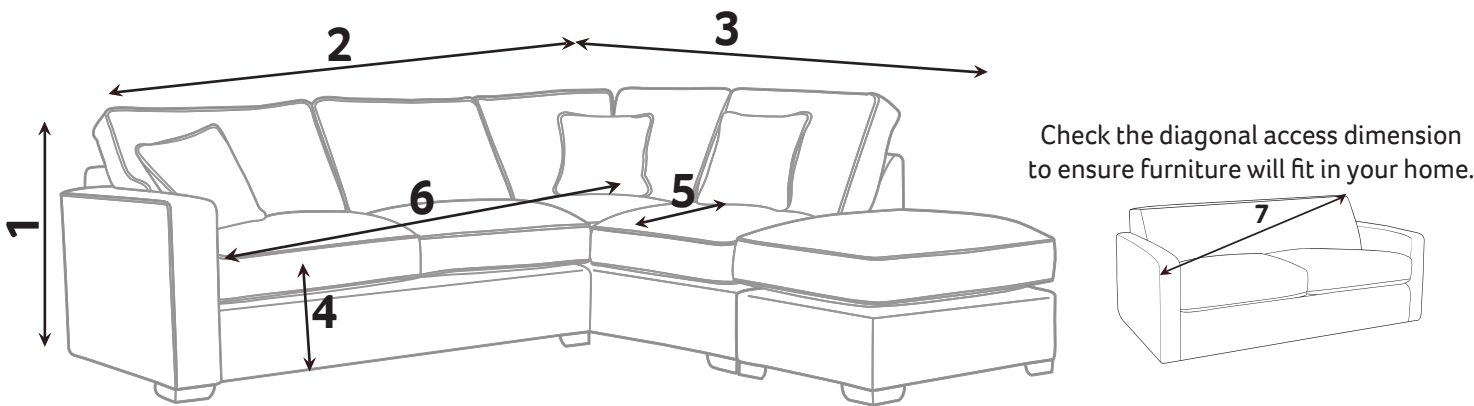


NICOLE DIMENSIONS (CM)

AVAILABLE PIECES	HEIGHT 1	WIDTH 2	DEPTH 3	SEAT HEIGHT 4	SEAT DEPTH (STD) 5	SEAT WIDTH 6	ACCESS DIAGONAL 7	WEIGHT (KG)
3 SEATER SOFA	88	209	102	53	55	140	227	62
2 SEATER SOFA	88	172	102	53	55	100	194	54.5
ARM CHAIR	88	108	102	53	55	38	142	38

- \* Hardwood & composite board frame.
  - \* Dowelled, screwed, glued & stapled joinery.
  - \* Chrome & Wood foot options.
- \* ExtraFlex+ high comfort seat cushions.
  - \* Fibre Filled backs for added comfort..
- \* Serpentine seat springs & silent wire.
  - \* Elasticated back webbing.

DIMENSION GUIDE



- 1 - HEIGHT  
2 - WIDTH
- 3 - DEPTH  
4 - SEAT HEIGHT
- 5 - SEAT DEPTH (STD & PILLOW)  
6 - SEAT WIDTH
- 7 - DIAGONAL ACCESS

Illustrations used for reference only.

Extra Flex<sup>+</sup>

Soft, Supportive Seating

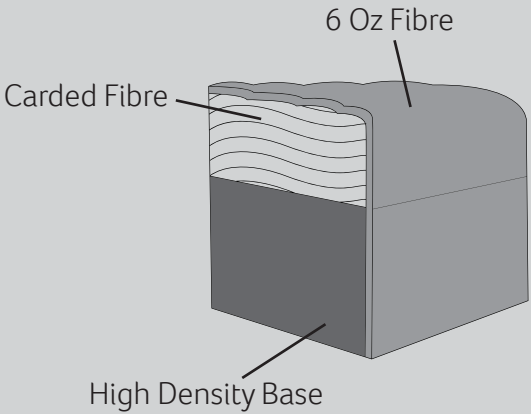
A high density foam base seat interior with a hand-rolled carded fibre, channelled topper which provides both softness and support.

**CARE GUIDE**

Extraflex seat cushions should be **plumped up on a regular basis** to help maintain the aesthetical appeal of your upholstery, the plumping of cushions is essential to help retain the comfort and softness of any piece of upholstered furniture.

To improve the longevity of your hand-made furniture, we recommend rotating cushions (where applicable).

For further information on maintaining your furniture please refer to the care guide located under the seat platform.



FOOT OPTIONS:

Beech (light)

Mid Oak

Mahogany

Walnut

Chrome

Wood is a natural product and will vary in shade/colour from item to item. Feet may require fitting.



See terms & conditions

02/07/2025

Please note : All dimensions are approximate. Allow tolerance of +/- 2.5cm.